







Sunday	Monday	Tuesday	Wednesday	Thursday	Friday	Saturday
<h1>VPK NOVEMBER 2012 LESSON PLAN</h1>						
 <p>Halloween/Pumpkins</p>	<p>29 CIRCLE TIME Discuss Halloween Safety. Have you ever been in an haunted house? ART Make trick or treat bags.</p>	<p>30 CIRCLE TIME What shape is a pumpkin? Is it a vegetable or fruit? SCIENCE Carving Pumpkins</p>	<p>31 CIRCLE TIME "Halloween Party 10AM" "Wear costumes to school." Have children go to game stations. MATH Counting Estimate and count pumpkin seeds.</p>	<p>1 CIRCLE TIME What are pumpkins? Where do they come from? ART Pattern collage with orange and green.</p>	<p>2 SHOW-N-TELL CIRCLE TIME "Review how pumpkins grow and what you were for Halloween." ART Journal Art (Draw a Jack – O-Lantern)</p>	<p><u>Huggley=s Halloween</u> <u>Sixteen Run Away Pumpkins</u> <u>So Many Cats</u> <u>Apes Find Shapes</u></p>
<p>The Five Senses</p>  <p>BRING IN A WHITE TEE SHIRT FOR FRIDAY</p>	<p>5 Library Day Ms. Lakendria/Stacy & Ms. Billie Jo/Quetta's Class CIRCLE TIME "Position Words" What are they? ART Texture Painting</p>	<p>6 Picture Day!! Pictures start promptly at 9AM CIRCLE TIME Things that are different and alike. Math How Old Are We? Talk about different ways we use numbers.</p>	<p>7 Library Day Ms. Lakendria PM Class CIRCLE TIME Beginning Sounds: Point out words with the same sound. Art "Use colored sand to decorate the letter "K"</p>	<p>8 CIRCLE TIME "See, Feel, Hear, Smell" Art Journal Art: Draw yourself and identify your five senses</p>	<p>9 CIRCLE TIME "SHOW-N-TELL" "A Color Song" Review colors mentioned in the song. Science "Color Experiment using a white tee shirt"</p>	<p><u>Gong On A Lion Hunt</u> <u>Look, Listen, Learn From Head to Toe</u> <u>Look and Learn</u> <u>All About Ourselves</u> <u>Germ's Make Me Sick</u></p>
<p>Movement</p> 	<p>12 Library Day Ms. Diane & Carmen's Class CIRCLE TIME Bend and Stretch Vocabulary Words: shake, bend, and stretch ART Paint to the music.</p>	<p>13 CIRCLE TIME "The Body Book" Review the senses mentioned see, hear, smell, touch and taste. Language Learn a Nursery Rhyme</p>	<p>14 CIRCLE TIME Clothing We Wear. Vocabulary: Pants, shirt, belt, and shoes SCIENCE Have children observe thing through magnifying lens</p>	<p>15 CIRCLE TIME What can I do? Review body parts. Math How many beads? Have children count and sort by color and size.</p>	<p>16 CIRCLE TIME Thanksgiving Feast 11 AM – 1 PM Please come and lunch for your child. Look for sign up sheets in your child's class.</p>	<p><u>Look, Listen, and Learn From Head to Toe</u> <u>Body Book</u> <u>Time To Enjoy Life</u> <u>The Balancing Book</u></p>
<p>Thanksgiving</p> 	<p>19 CIRCLE TIME Why do we celebrate Thanksgiving? Do you celebrate Thanksgiving? Where do you go for Thanksgiving? MATH Five Fat Turkeys</p>	<p>20 CIRCLE TIME What are pilgrims? Where did they come from? What did they do here? ART Corn Painting</p>	<p>21 CIRCLE TIME What is a tradition? What foods is a tradition on Thanksgiving? Why do we eat turkey on Thanksgiving MATH Count feathers.</p>	<p>22 CLOSED FOR THANKSGIVING HAPPY TURKEY DAY</p> 	<p>23 CLOSED FOR THANKSGIVING</p> 	<p><u>I Know An Old Lady Who Swallowed a Pie</u> <u>Thanksgiving Day</u> <u>A Plump Perky Turkey</u> <u>How Spider Saved Thanksgiving</u></p>
<p>Healthy Me Book Fair Starts on November 26th November 30th .</p>	<p>26 CIRCLE TIME Who do we call in an emergency? MATH Learning our addresses (numbers).</p>	<p>27 CIRCLE TIME Why do we wash our hands? Learn "Five Little Fingers"(finger play) SCIENCE First – Aid: What happens when children fall and skin a knee?</p>	<p>28 CIRCLE TIME Five Little Fingers (Finger Play) ART Band Aid Collage</p>	<p>29 CIRCLE TIME Talk about being safe all day. What things can you do to be safe? MATH How Many More?</p>	<p>30 CIRCLE TIME Healthy Chant: What do we do that keeps us healthy? Science Feel and Find Talk about the healthy things you find.</p>	<p><u>Little Raccoon Catches a Cold</u> <u>The Tale of the Tall Toothbrush</u> <u>First Aid</u> <u>Germ's Make me Sick</u> <u>Look and Learn</u></p>

IMPORTANT DATES:



THANKSGIVING FEAST ON FRIDAY, NOVEMBER 16TH , COME HAVE LUNCH WITH YOUR CHILD. EVERYONE BRINGS A COVERED DISH.

PLEASE DON'T FORGET TO CHECK YOUR CHILD'S PARENT FILE AND SIGN THEM IN AND OUT DAILY.

PIZZA FRIDAY (\$5.00 PER FRIDAY OR \$15.00 FOR THE MONTH.)

ALL VPK PARENTS MUST COME IN TO SIGN THEIR VPK SHORT FORMS MONTHLY IN THE OFFICE

HOME WORK CALENDARS ON THE BACK OF THIS CALENDARS

Sunday	Monday	Tuesday	Wednesday	Thursday	Friday	Saturday
VPK HW NOVEMBER 2012						
My Body 	29 Practice writing the letter Ll	30 Draw your body and label the parts	31 Read for 15 minutes	1 Practice writing the letter Pp	2 Turn in your HW	Vocabulary words: Organs, brain, heart, lungs, intestines
The Five Senses  BRING IN A WHITE TEE SHIRT FOR FRIDAY	5 Practice writing the letter Hh	6 Get pictures of animals that start with "H"	7 Write numbers 1-15	8 Practice writing the letter Kk	9 Turn in your HW	Vocabulary words: See, hear, feel, touch, smell
Movement 	12 Practice writing the letter Qq	13 Practice writing the letter Ee	14 Write five words each that start with either "Q" & "E"	15 Get or draw pictures of places in the community	16 Turn in your HW	Vocabulary words: Pants, shirt, belt, shoes, head
Thanksgiving 	19 Write five words each that start with the letter "L" & "p"	20 Write five words each that start with the letter "H" & "K"	21 How do you celebrate Thanksgiving	22 Closed Thanks Giving	23 Closed Thanks Giving	Vocabulary words: Turkey, Pilgrims, Native Americans, Corn
HEALTHY ME	26 CUT AND GLUE 5 HEALTHY FOODS.	27 Draw 5 apples & 5 oranges	28 Read for 15 minutes	29 WRITE YOUR FAVORITE FRUIT WORD "5" TIMES	30 Turn in your HW	Vocabulary words: Name & Address

IMPORTANT REMINDERS ABOUT HOME WORK

PLEASE FOLLOW HOMEWORK SCHEDULE AND DO ANY HOME WORK SHEETS THAT ARE SENT HOME WITH YOUR CHILD TOO. TRY TO GIVE YOUR CHILD THE DIRECTIONS AND HAVE THEM DO IT INDEPENDENTLY.